

Design and Technology Knowledge Organiser

Southwold Primary School



Topic : How can I use a combination of textile skills to make an item of clothing?

Year : 5/6

Strand: Textiles

What should I already know?

- ◆ Money containers are designed for different purposes and users.
- ◆ Identify features common to all money containers.
- ◆ How to produce clear and detailed designs.
- ◆ How to measure accurately and cut with control.
- ◆ That modelling can be used to try out different ideas.

What will I know by the end of this unit?

- ◆ What is meant by fast fashion and be able to reflect on my own clothing habits.
- ◆ The effects of fast fashion to people and the environment and ways to combat this as a consumer.
- ◆ Ways materials are joined.
- ◆ Identify materials used in manufacture of textiles and stages in its production.

What will I be able to do by the end of this unit?

Design Understand that design criteria are used by fashion designers.
Design my own item using design criteria.
Draw pattern pieces adding detail such as seam allowances.
Use pattern pieces to mark fabric for cutting and sewing.
Add design details to a product.
Recycle an item of clothing/textile product.

Make Join fabric pieces using a simple hand-sewing stitch.
Fasten on and off securely to ensure seams do not unravel.
Pin then sew a hem.
Add an eyelet.
Add detail to a product according to my design.

Evaluate Evaluate and reflect on my product and those of my peers, suggesting improvements.

Vocabulary

| | |
|---|--|
| fast fashion | Clothes bought new, for little money so people often don't even keep them for very long, but instead throw things away and buy new clothes |
| consumer | People who buy goods. |
| manufacture | The process of making products from raw materials. |
| textiles | Woven or knitted cloth. |
| pattern | A paper template as a guide to the shape of the product you want to make with seam detail. |
| eyelet  | A small metal hole to pass rope through. |
| seam | Joining two edges of fabric by sewing near to the edge. |
| hem | A border of a garment or cloth made by folding back an edge and sewing it down. |
| fasten on/off | Securing thread by use of a knot or doubling over stitches. |
| Dressmaker's chalk  | A thin flat piece of hard chalk or soapstone used by tailors and seamstresses for making temporary marks on cloth. |


Design

Mara Hoffman founded her fashion label in 2000 after graduating from Parsons School of Design in New York City. Hoffman uses her platform to share empowering messages on the way we live, care for the world, and treat others. Hoffman hopes to foster mindful consumption habits and encourages consumers to re-evaluate the relationship society has with clothing. The brand's approach centres on sustainable materials, processes, and production in order to improve and extend each garment's life. Hoffman commits to presenting collections devoted to colour, each inspired by and in celebration of women. Hoffman was awarded the 2017 Positive Impact Award for Brand Leadership in Advancing Sustainability.




Health and Safety


Always direct sharp tools away from the body when you work.



When cutting, work away from yourself with your other hand behind the scissors.



Pull the needle away from you when you make a stitch.



The unpicker goes between the two pieces of fabric and cuts the stitch. It has a sharp edge so push it away from you.